

MARTIN

RECURVE / LONGBOW OWNERS MANUAL

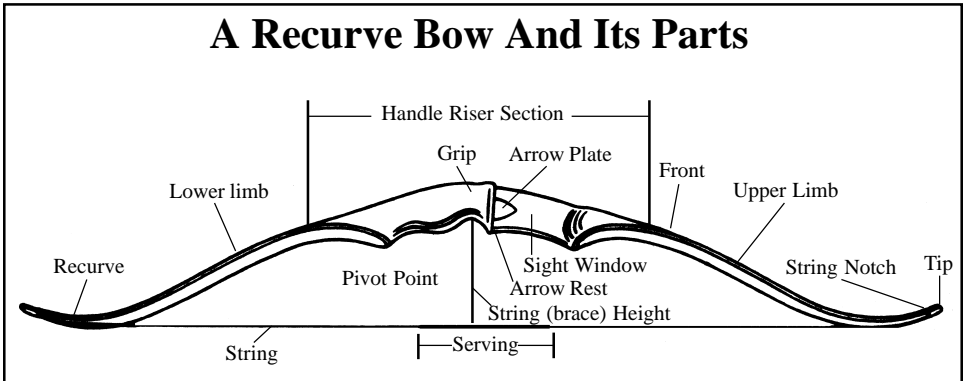
Thank you for selecting a Martin (Howatt) product. We feel confident that you will experience many years of enjoyment from your Martin bow.

Here at Martin Archery, we strive for excellence in all of our products and always welcome any comments from our customers. We also like to hear your success stories. Therefore, if you have any comments, photos or information that you would like to share with Martin Archery, feel free to call or write. We'll do our best to answer any questions and evaluate your comments.

Thank You



A Recurve Bow And Its Parts

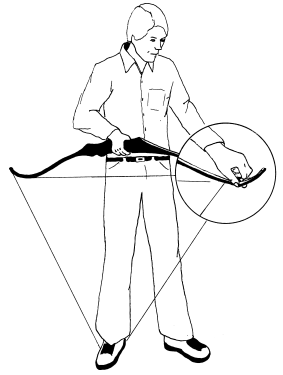


Martin Archery
3134 W. Highway 12
Walla Walla, WA 99362 U.S.A
www.martinarchery.com



STRINGING YOUR BOW

Martin Archery recommends that you use a bowstringer when stringing your bow. Proper use of a bowstringer will prevent your bow's limbs from becoming twisted. A bowstringer also provides the safest method of stringing your bow as the limb tips are away from you during the stringing and unstringing process. *(Avoid placing your head close to the limb tips when stringing and unstringing your bow).*



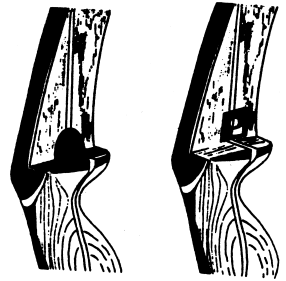
LIMB STRAIGHTENING (BUMPING)

Should a limb become twisted, it will remain twisted until you straighten or 'bump' it back to the straight position. 'Bumping' involves the placement of one hand near the twisted section of the limb and the other hand on the riser section. A twisted limb can be straightened in this manner by applying pressure in the opposite direction of the twist. You should unstring your bow before straightening a twisted limb.

Neglecting a twisted limb will only allow the twist to become more severe. A brief inspection of each limb should be made each time you string your bow.

ARROW REST

All Martin (Howatt) bows, with the exception of traditional longbow models, are designed to be shot either from an elevated arrow rest or directly off of the arrow shelf. An elevated arrow rest provides increased fletching clearance and is helpful when using plastic vanes. Shooting off of the shelf allows the arrow to be held closer to the bowhand which is helpful to instinctive shooting. It is recommended, when shooting off of the shelf, that you pad the arrow shelf and the portion of the sight window directly above the pivot point with a rug rest or hair rest.



Hair (rug) Rest Elevator Rest

TAKE-DOWN LIMB INSTALLATION

Each of your Martin (Howatt) Take-Down model limbs is denoted either with a "T" (top limb) or a "B" (bottom limb). These markings are found on each limb near the mounting area.

Your Take-Down model is designed to be shot with the limbs mounted securely against the riser. Do not overtighten your limb bolts. A snug fit is all that is required. Overtightening can cause limb damage. The draw weight is not adjustable on Take-Down model recurve bows.

CARE AND SAFETY

·You should unstring your bow when it is not being used.

·Never 'dry-fire' your bow.

This is shooting the bow without an arrow. A 'dry-fire' can severely damage your bow.

·Never draw, aim or shoot unless you are sure that line of fire is clear.

Remember: "Once an arrow is in flight, it cannot be recalled."

·Store your bow in a cool, dry place and avoid prolonged exposure to excessive heat and moisture.

·Occasionally waxing your bow with a quality furniture wax will help preserve its finish.

When cared for in this manner, your bow will provide you with many years of faithful service.

BRACE HEIGHT (FISTMELE)

The brace height of your bow is measured from the pivot point, or most inward point of the grip, to the bowstring (see illustration, front page).

The recommended brace height for your bow is listed:

#2184 Rebel	7" - 7 3/4"	#2811 Hi-Speed	8" - 8 3/4"
#2366 Victory	8 1/2" - 9 1/4"	#2814 Hatfield TD	7 1/4" - 8"
#2370 Mamba	7 1/4" - 8"	#ML-9 Stick	6 3/4" - 7 1/2"
#2515 Prodigy	7" - 7 3/4"	#ML-12 Vision	7 1/4" - 8"
#2800 Hunter	7 3/4" - 8 1/2"	#ML-14 Mountaineer	6 1/4" - 7"
#2804 Gail Martin Classic	7 1/2" - 8 1/4"	#X-200 Recurve	8" - 8 3/4"
#2805 Dream Catcher	8 1/2" - 9"		

A higher brace height helps reduce bow vibration and noise and also minimizes the effects of shooting errors. A lower brace height provides increased arrow velocity. Increased noise and poor arrow flight can be the result of a brace height that is too low.

Twisting your bowstring will reduce its length and increase your brace height. Untwisting your bowstring or installing a longer bowstring will decrease your brace height. (*Avoid untwisting flemish style bowstrings as string failure may occur*). Experiment to find the brace height measurement that allows your bow to perform at its best with your particular style of shooting.

STRING LENGTH

Your bow's AMO (Archery Manufacturer and Merchant's Organization) length is marked on its lower limb. To achieve the correct brace height you will need to use a bowstring of the same AMO length. (*Example: An AMO 62" bow requires an AMO 62" string*). The actual length of your bowstring will be 4"-5" shorter than its marked AMO length.

ARROWS

All types of arrows (wood, aluminum, carbon) can be shot from your Martin (Howatt) bow. Regardless of arrow type, it is important that your arrows are correctly spined (have the correct spine stiffness) for your draw weight. Check your arrow manufacturers recommendations to determine the arrow size best suited for your bow.

CUSTOMER QUESTIONNAIRE

Bow model _____ Date of purchase _____

Bow Color _____ Weight _____ Draw length _____

Your Name _____

Address _____

City and State _____ Zip _____

1. Is this your first bow? Yes _____ No _____

2. Why did you choose a Martin bow?

(You may check more than one)

____ Accuracy _____ Price _____
____ Appearance _____ Pro Shooter Recommendation _____
____ Dealer Recommendation _____ Winning Tournament Record _____
____ Friend Recommendation _____ Other _____
____ Performance _____

3. What brand and model quiver do you plan to use with this bow?

4. What brand and model broadheads do you prefer?

5. If you hunt, what is your favorite camo pattern?

6. What outdoor magazines do you read regularly?

7. Do you read target or 3-D magazines? (If so which ones)

Thank you for your valuable time

LIMITED WARRANTY

Your Martin (Howatt) bow is guaranteed to be free from defects in materials and workmanship for a period of 2 (two) years from the date of purchase after which replacement or repairs will be made at a COST of 50% of the retail price then in effect for a period of 5 (five) years from the date of purchase.

Whether your new bow is for hunting, 3-D, or for shooting targets, you have made the right decision in choosing a MARTIN! Over forty years of archery experience are built into every MARTIN (Howatt) bow. You can be confident that your new bow is designed to provide years of faithful service and that MARTIN will always be around to back it with a rock-solid warranty!

This Limited Warranty is conditioned upon proof of purchase and other conditions listed below. IT IS IMPORTANT THAT YOUR SALES RECEIPT BE FILED IN A SAFE PLACE FOR FUTURE REFERENCE, AS WARRANTY REPAIRS WILL NOT BE PERFORMED UNDER WARRANTY WITHOUT A COPY OF THE DATED SALES RECEIPT. Martin Archery, Inc., warrants that your Martin (Howatt) bow will perform its intended function if used in accordance with the instructions provided. This Limited Warranty covers ONLY the replacement parts, labor and return ground transportation costs performed by Martin Archery, Inc. to the consumer for the repaired bow. Transportation charges for the return of the bow to Martin Archery, Inc. are not covered. NO C.O.D.'s WILL BE ACCEPTED. MARTIN ARCHERY, INC. MAKES NO OTHER WARRANTY, WITHER EXPRESS OR IMPLIED, EITHER OF FITNESS OR OF MERCHANTABILITY, except as stated above. ANY SUCH ADDITIONAL WARRANTY IS EXPRESSLY DISCLAIMED.

Warranty Limitations are as follows:

- If bow shows sign of misuse, alteration or mishandling, this warranty will be void.
- Claimant must be original purchaser. THIS WARRANTY IS NOT TRANSFERABLE.
- Returns to Martin Archery, Inc. must be pre-authorized. Owner must contact Martin Archery, Inc. at (509) 529-2554 prior to shipping in order to obtain a Return Authorization Number.
- All accessory items must be removed from the bow prior to shipping. MARTIN ARCHERY, INC. WILL NOT BE RESPONSIBLE FOR DAMAGE OR LOSS OF ANY ACCESSORY ITEM LEFT ON THE BOW.
- WARRANTY IS NOT EFFECTIVE UNLESS A COPY OF THE DATED SALES RECEIPT ACCOMPANIES THE BOW.
- This warranty gives you specific legal rights. You may also have other rights which vary from state to state.
- Return bow to: MARTIN ARCHERY, INC., Rt. 5, Box 127, Walla Walla, WA 99362
- This policy is subject to change and/or cancellation at any time at our discretion.

*Place
Stamp
Here*



Martin Archery

3134 W. Highway 12

Walla Walla, WA 99362 U.S.A